

# DIY2403 Bucket bag #beatebucketbag

Seam allowance is included on all patterns:  
All other seams 1 cm

## You need to cut the following parts

### Fabric:

Part 1	Side	x 1
Part 2	Bottom	x 1
Part 3	Strap	x 2
Part 4	Inner pocket	x 1
Part 5	Cord strap	x 1

### Lining:

Part 1	Side	x 1
Part 2	Bottom	x 1

### Bag interlining Decovil item no. 9581:

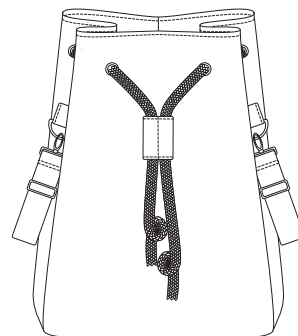
Part 1	Side	x 1
Part 2	Bottom	x 1

## You need the following fabric and accessories

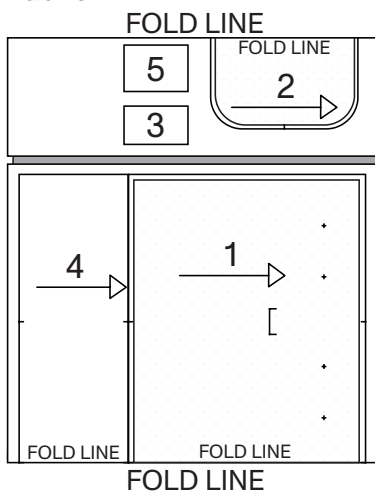
UK Size	Onesize
EU Size	Onesize

Fabric:	w/135 cm	60 cm
Lining:	w/90 cm	45 cm
Interlining:	w/90 cm	65 cm

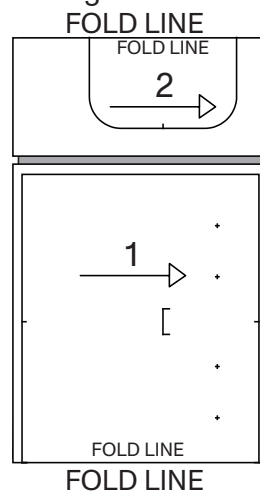
All rights reserved  
Selfmade®



### Fabric:



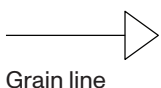
### Lining:



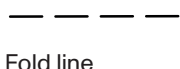
### Accessories:

- 8 pcs eyelet 14 mm item no. 44911
- 2 pcs snap hook item no. 45111 or 45546
- 2 pcs D-ring item no. 45519
- 1 pc buckle item no. 45523
- Webbing ribbon or parachute cord for handle


## Symbols you may find on your patterns



Grain line




Fold line



Notch



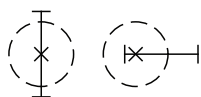
Gathering



Interlining



Cut line



Placement of button and buttonhole

10 CM

Self  
made®



▲  
Unsure how to print?  
See this guide


### CONTROL SQUARE:

Print this page, to check the square measurements:  
If the measurements do not match, please adjust your printer settings.

10 CM

### CONTROL PAGE FIT:

In print preview check page margin.  
Margin have to be equal on all 4 sides of each page.





3

4


+

+



5

DIY2403  
PART 3  
STRAP  
✂ x 2  
INCL. SEAM ALLOWANCE

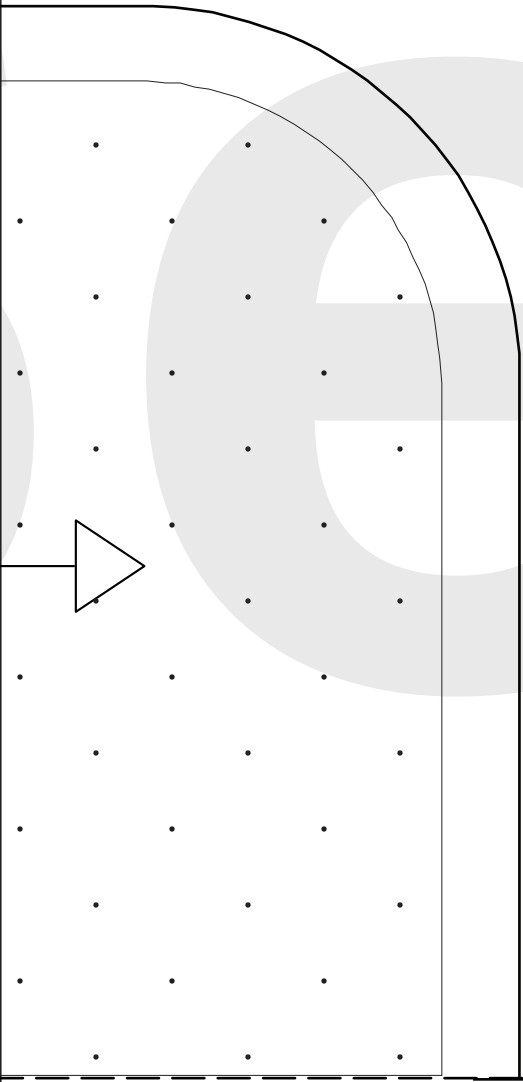



6 Self made®

DIY2403  
PART 2  
BOTTOM  
✂ x 1  
INCL. SEAM ALLOWANCE

FOLD LINE

DIY2403  
PART 5  
STRAP  
✂ x1  
INCL. SEAM ALLOWANCE



Free download from

---

8

FOLD LINE

Self  
made<sup>®</sup>  
Selfmade.com

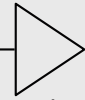
DIY2403

PART 1


SIDE

✂ x 1

INCL. SEAM ALLOWANCE



# Self made®



DIY2403  
PART 4  
INNER POCKET

✂ x 1  
INCL. SEAM ALLOWANCE

e10

FOLD LINE